

# QBASE

MAXIMUM STRENGTH AND STABILITY



Advanced products  
**o-effe**   
100%  
MADE  
IN ITALY

# QBASE MAXIMUM STRENGTH AND STABILITY

## PEDESTAL HEAD 4R

Specifications on page 10.

## PEDESTAL HEAD 8R

Specifications on page 10.

## SECURE FASTENING

Guaranteed by engagement of the pipe tooth with the nut notches.

## STRENGTH AND APPEARANCE

Seaming over the entire length of the pipe ensures rigidity of the tubular leg with no welding.

## CENTRAL FLARING

For adapting to not perfectly regular floor surfaces.

## HIGH STRUCTURAL RIGIDITY

ensured by ribbing designed by load simulation on finished parts.

## 4 HOLES DIA. 8.5 MM

for mechanical anchoring to the floor if required.

## PATENTED

The square pipe is produced in-house by cold working of sheet metal, welded to the pedestal base. Maximum strength and minimum oscillations, customized in various heights each 10 mm.

## PRECISION AND STABILITY

Fine calibration of the inner sliding diameter thanks to the calibrated bosses acting as base – head guide and reinforcement of the tubular legs (over all production lengths).

## ADJUSTABLE HEIGHT AT THE JOB SITE

Provision for shortening the pipe length but still retaining the guide bosses.

## SQUARE PIPE

18.5x1.2 mm.

High Strength hot-dip galvanized steel; the internal galvanizing ensures improved corrosion resistance. For lengths over 298 mm, pipe dia. 20x2.0 mm is used.

## ACCESSORIES

Provision for creating intermediate points for fastening accessories.

## STABILITY AND TIGHTNESS

Projection welding for coupling between the base plate and pipe ensures structural stability and tightness without leaving traces of visible welds.

## BASE PLATE

80x80 cm.

Hot-dip pre-galvanized steel.



## CERTIFICATION

Load test certificates available (accredited certified body).



## GASKETS

Non conductive gaskets (conductive gaskets on request). See pp. 11 and 13.



## STRINGERS

Technical details on p. 13.



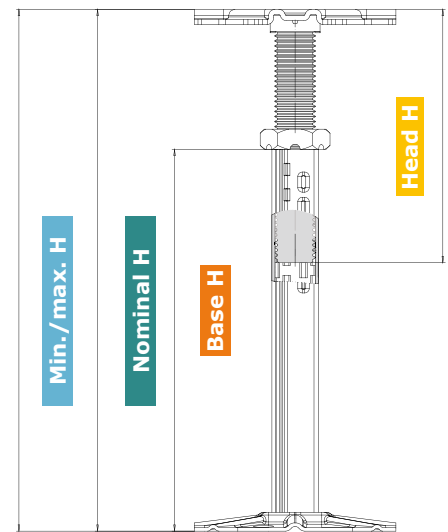

## REFERENCE PRICE LIST

- 17Q QBASE (head 4R)
- 16Q QBASE (head 8R)

**Pedestal head 4R**



**Pedestal head 8R**



Pipe section	Type of head	Part N°	Min./max. H [mm]	Nominal H [mm]	Composition			
					Base		Head	
					Part N°	H [mm]	Part N°	H [mm]
○	4R	15F0350050	35/50	42	13BF010025	25	13TE01VR0035	35
	8R	<b>14F0350050</b>					<b>13TE01V0035</b>	
○	4R	15F0450070	45/70	57	13BF010035	35	13TE01VR0045	45
	8R	<b>14F0450070</b>					<b>13TE01V0045</b>	
○	4R	15F0550090	55/90	72	13BF010045	45	13TE01VR0055	55
	8R	<b>14F0550090</b>					<b>13TE01V0055</b>	
○	4R	15F0650100	65/100	82	13BF010055	55	13TE01VR0055	55
	8R	<b>14F0650100</b>					<b>13TE01V0055</b>	
○	4R	15F0750110	75/110	92	13BF010065	65	13TE01VR0055	55
	8R	<b>14F0750110</b>					<b>13TE01V0055</b>	
□	4R	17Q0700100	70/100	85	13BQW030050	50	13TE030070	70
	8R	<b>16Q0700100</b>					<b>13TE020070</b>	
□	4R	17Q0800120	80/120	100	13BQW030060	60	13TE030080	80
	8R	<b>16Q0800120</b>					<b>13TE020080</b>	
□	4R	17Q0900130	90/130	110	13BQW030070	70	13TE030080	80
	8R	<b>16Q0900130</b>					<b>13TE020080</b>	
□	4R	17Q1000140	100/140	120	13BQW030080	80	13TE030080	80
	8R	<b>16Q1000140</b>					<b>13TE020080</b>	
□	4R	17Q1000155	100/155	127	13BQW030080	80	13TE030100	100
	8R	<b>16Q1000155</b>					<b>13TE020100</b>	
□	4R	17Q1100150	110/150	130	13BQW030090	90	13TE030080	80
	8R	<b>16Q1100150</b>					<b>13TE020080</b>	
□	4R	17Q1100160	110/160	135	13BQW030090	90	13TE030100	100
	8R	<b>16Q1100160</b>					<b>13TE020100</b>	
□	4R	17Q1200160	120/160	140	13BQW030100	100	13TE030080	80
	8R	<b>16Q1200160</b>					<b>13TE020080</b>	
□	4R	17Q1200175	120/175	147	13BQW030100	100	13TE030100	100
	8R	<b>16Q1200175</b>					<b>13TE020100</b>	
□	4R	17Q1300170	130/170	150	13BQW030110	110	13TE030080	80
	8R	<b>16Q1300170</b>					<b>13TE020080</b>	

See 14F/15F page 7.

Pipe section	Type of head	Part N°	Min./max. H [mm]	Nominal H [mm]	Composition			
					Base		Head	
					Part N°	H [mm]	Part N°	H [mm]
□	4R	17Q1300185	130/185	157	13BQW030110	110	13TE030100	100
	8R	<b>16Q1300185</b>					<b>13TE020100</b>	
□	4R	17Q1400195	140/195	167	13BQW030120	120	13TE030100	100
	8R	<b>16Q1400195</b>					<b>13TE020100</b>	
□	4R	17Q1400210	140/210	175	13BQW030120	120	13TE030120	120
	8R	<b>16Q1400210</b>					<b>13TE020120</b>	
□	4R	17Q1500205	150/205	177	13BQW030130	130	13TE030100	100
	8R	<b>16Q1500205</b>					<b>13TE020100</b>	
□	4R	17Q1500220	150/220	185	13BQW030130	130	13TE030120	120
	8R	<b>16Q1500220</b>					<b>13TE020120</b>	
□	4R	17Q1600215	160/215	187	13BQW030140	140	13TE030100	100
	8R	<b>16Q1600215</b>					<b>13TE020100</b>	
□	4R	17Q1600230	160/230	195	13BQW030140	140	13TE030120	120
	8R	<b>16Q1600230</b>					<b>13TE020120</b>	
□	4R	17Q1800235	180/235	207	13BQW030160	160	13TE030100	100
	8R	<b>16Q1800235</b>					<b>13TE020100</b>	
□	4R	17Q1800250	180/250	215	13BQW030160	160	13TE030120	120
	8R	<b>16Q1800250</b>					<b>13TE020120</b>	
□	4R	17Q2000255	200/255	227	13BQW030180	180	13TE030100	100
	8R	<b>16Q2000255</b>					<b>13TE020100</b>	
□	4R	17Q2000270	200/270	235	13BQW030180	180	13TE030120	120
	8R	<b>16Q2000270</b>					<b>13TE020120</b>	
□	4R	17Q2000295	200/295	247	13BQW030180	180	13TE030150	150
	8R	<b>16Q2000295</b>					<b>13TE020150</b>	
□	4R	17Q2200290	220/290	255	13BQW030200	200	13TE030120	120
	8R	<b>16Q2200290</b>					<b>13TE020120</b>	
□	4R	17Q2200315	220/315	267	13BQW030200	200	13TE030150	150
	8R	<b>16Q2200315</b>					<b>13TE020150</b>	
□	4R	17Q2400310	240/310	275	13BQW030220	220	13TE030120	120
	8R	<b>16Q2400310</b>					<b>13TE020120</b>	
□	4R	17Q2400335	240/335	287	13BQW030220	220	13TE030150	150
	8R	<b>16Q2400335</b>					<b>13TE020150</b>	
□	4R	17Q2600330	260/330	295	13BQW030240	240	13TE030120	120
	8R	<b>16Q2600330</b>					<b>13TE020120</b>	
□	4R	17Q2600355	260/355	307	13BQW030240	240	13TE030150	150
	8R	<b>16Q2600355</b>					<b>13TE020150</b>	
□	4R	17Q2800350	280/350	315	13BQW030260	260	13TE030120	120
	8R	<b>16Q2800350</b>					<b>13TE020120</b>	
□	4R	17Q2800375	280/375	327	13BQW030260	260	13TE030150	150
	8R	<b>16Q2800375</b>					<b>13TE020150</b>	
□	4R	17Q3000370	300/370	335	13BQW030280	280	13TE030120	120
	8R	<b>16Q3000370</b>					<b>13TE020120</b>	
□	4R	17Q3000395	300/395	347	13BQW030280	280	13TE030150	150
	8R	<b>16Q3000395</b>					<b>13TE020150</b>	

Pipe section	Type of head	Part N°	Min./max. H [mm]	Nominal H [mm]	Composition			
					Base		Head	
					Part N°	H [mm]	Part N°	H [mm]
□	4R	17Q3200390	320/390	355	13BQW030300	300	13TE030120	120
	8R	<b>16Q3200390</b>					<b>13TE020120</b>	
□	4R	17Q3200415	320/415	367	13BQW030300	300	13TE030150	150
	8R	<b>16Q3200415</b>					<b>13TE020150</b>	
□	4R	17Q3200440	320/440	380	13BQW030300	300	13TE030200	200
	8R	<b>16Q3200440</b>					<b>13TE020200</b>	
○	4R	1473800435	380/435	407	13BEZN030360	360	13TE030100	100
	8R	<b>1453800435</b>					<b>13TE020100</b>	
○	4R	1473800450	380/450	415	13BEZN030360	360	13TE030120	120
	8R	<b>1453800450</b>					<b>13TE020120</b>	
○	4R	1473800475	380/475	427	13BEZN030360	360	13TE030150	150
	8R	<b>1453800475</b>					<b>13TE020150</b>	
○	4R	1474300485	430/485	457	13BEZN030410	410	13TE030100	100
	8R	<b>1454300485</b>					<b>13TE020100</b>	
○	4R	1474300500	430/500	465	13BEZN030410	410	13TE030120	120
	8R	<b>1454300500</b>					<b>13TE020120</b>	
○	4R	1474300525	430/525	477	13BEZN030410	410	13TE030150	150
	8R	<b>1454300525</b>					<b>13TE020150</b>	
○	4R	1474800535	480/535	507	13BEZN030460	460	13TE030100	100
	8R	<b>1454800535</b>					<b>13TE020100</b>	
○	4R	1474800550	480/550	515	13BEZN030460	460	13TE030120	120
	8R	<b>1454800550</b>					<b>13TE020120</b>	
○	4R	1474800575	480/575	527	13BEZN030460	460	13TE030150	150
	8R	<b>1454800575</b>					<b>13TE020150</b>	
○	4R	1475050600	505/600	553	13BEZN030485	485	13TE030150	150
	8R	<b>1455050600</b>					<b>13TE020150</b>	
○	4R	1475050625	505/625	565	13BEZN030485	485	13TE030200	200
	8R	<b>1455050625</b>					<b>13TE020200</b>	
○	4R	1476050700	605/700	652	13BEZN030585	585	13TE030150	150
	8R	<b>1456050700</b>					<b>13TE020150</b>	
○	4R	1476050725	605/725	665	13BEZN030585	585	13TE030200	200
	8R	<b>1456050725</b>					<b>13TE020200</b>	
○	4R	1477050800	705/800	752	13BEZN030685	685	13TE030150	150
	8R	<b>1457050800</b>					<b>13TE020150</b>	
○	4R	1477050825	705/825	765	13BEZN030685	685	13TE030200	200
	8R	<b>1457050825</b>					<b>13TE020200</b>	
○	4R	1478050900	805/900	852	13BEZN030785	785	13TE030150	150
	8R	<b>1458050900</b>					<b>13TE020150</b>	
○	4R	1478050925	805/925	865	13BEZN030785	785	13TE030200	200
	8R	<b>1458050925</b>					<b>13TE020200</b>	
○	4R	1479050L01	905/1000	952	13BEZN030885	885	13TE030150	150
	8R	<b>1459050L01</b>					<b>13TE020150</b>	
○	4R	1479050L02	905/1025	965	13BEZN030885	885	13TE030200	200
	8R	<b>1459050L02</b>					<b>13TE020200</b>	

# 14F-15F

WHEN SPACE IS RESTRICTED



# 14F-15F WHEN SPACE IS RESTRICTED

## PEDESTAL HEAD 4R

Specifications on page 10.

## PEDESTAL HEAD 8R

Specifications on page 10.

## CENTRAL FLARING

For adapting to not perfectly regular floor surfaces.

## HIGH STRUCTURAL RIGIDITY

ensured by ribbing designed by load simulation on finished parts.

## 4 HOLES DIA. 8.5 MM

for mechanical anchoring to the floor if required.

## ADJUSTMENT SYSTEM

Threaded nipple M16 press-fit inside the pipe for tightening the pedestal head tie-rod.

## ADJUSTABLE HEIGHT AT THE JOB SITE

Thanks to the self-centering press-fit coupling (no welding) whereby the pipe can be separated from the base plate.

## PIPE

Dia. 22x1.5 mm.  
Galvanized steel  
(electrolytic galvanizing).

## BASE PLATE

80x80 cm.  
Galvanized steel (electrolytic galvanizing).



## GASKETS

Non conductive gaskets (conductive gaskets on request). See pp. 11 and 13.



## STRINGERS

Technical details on p. 13.



## REFERENCE PRICE LIST

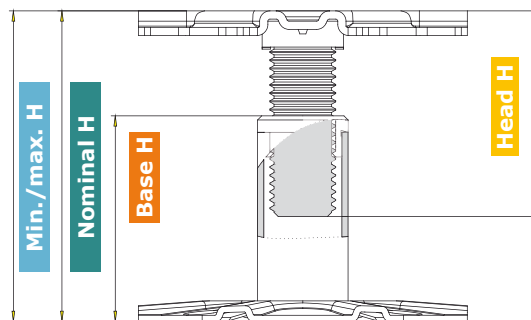

- 15A STILLBASE (head 4R)
- 17Q QBASE (head 4R)
- 147 ECOBASE (head 4R)
- 14A STILLBASE (head 8R)
- 16Q QBASE (head 8R)
- 145 ECOBASE (head 8R)



## Pedestal head 4R



## Pedestal head 8R



Type of head	Part N°	Min./max. H [mm]	Nominal H [mm]	Composition			
				Base		Head	
				Part N°	H [mm]	Part N°	H [mm]
4R	15F0350050	35/50	42	13BF010025	25	13TE01VR0035	35
8R	<b>14F0350050</b>					<b>13TE01V0035</b>	
4R	15F0450070	45/70	57	13BF010035	35	13TE01VR0045	45
8R	<b>14F0450070</b>					<b>13TE01V0045</b>	
4R	15F0550090	55/90	72	13BF010045	45	13TE01VR0055	55
8R	<b>14F0550090</b>					<b>13TE01V0055</b>	
4R	15F0650100	65/100	82	13BF010055	55	13TE01VR0055	55
8R	<b>14F0650100</b>					<b>13TE01V0055</b>	
4R	15F0750110	75/110	92	13BF010065	65	13TE01VR0055	55
8R	<b>14F0750110</b>					<b>13TE01V0055</b>	



# PEDESTAL HEADS

4R / 8R



# HEAD 4R LIGHT AND STRONG

COMPATIBLE WITH ALL TYPES OF D-EFFE STRINGERS

## GASKET FOR 4R PEDESTAL HEAD

Details on page 11.

## 4 SPOKES

For connection of the longitudinal stringers (snap fit).

## BASE PLATE

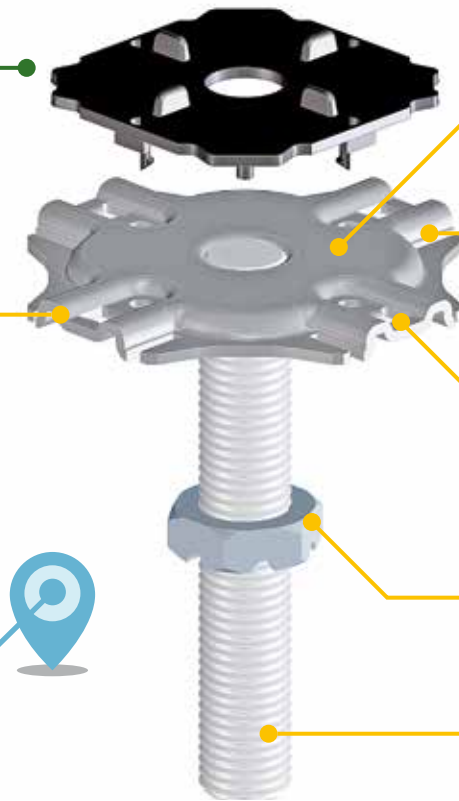
80x80 cm.  
Hot-dip pre-galvanized steel.

## IMPROVED TENSILE AND BEND STRENGTH

thanks to the external forming and ribbing.

## AUTOMATIC ASSEMBLY

Base plate – tie-rod – nut.



**LARGER SUPPORT**  
surface for panel.

**REINFORCEMENT RIBBING**  
coinciding with connections  
of the stringers.

**2 TABS**  
For better tightening of the  
stringers (higher number of  
threads gripped and acting  
as guide for inserting the  
screw).

**NUT**  
With locking notches.

**TIE-ROD M16**  
Made of galvanized steel  
(electrolytic galvanizing).

# HEAD 8R WHERE DIAGONAL STRINGERS ARE REQUIRED

COMPATIBLE WITH ALL TYPES OF D-EFFE STRINGERS

## GASKET FOR 8R PEDESTAL HEAD

Details on page 11.

## BASE PLATE

80x80 cm.  
Galvanized steel (electrolytic  
galvanizing).

## COINING

and ribbing for higher tensile  
strength.

## AUTOMATIC ASSEMBLY

Base plate – tie-rod – nut.



**8 SPOKES**  
for connection of the  
longitudinal and diagonal  
stringers (snap fit).

**REINFORCEMENT RIBBING**  
coinciding with the stringer  
connections

**NUT**  
With locking notches.

**TIE-ROD M16**  
Made of galvanized steel  
(electrolytic galvanizing).

# GASKETS

## HEAD 8R



- Non conductive thermoplastic material.
- Very easy to fit: just slight hand pressure is required.
- Easy centering of the panels thanks to the 4 reference marks (segments).
- Also available without segments for installing through panels.
- Also available in conductive material.

## HEAD 4R



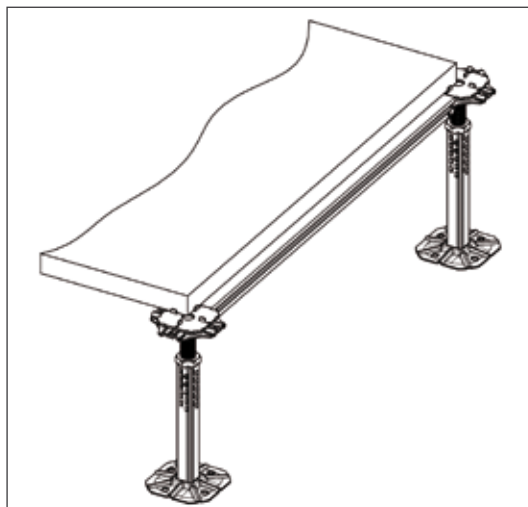
- Non conductive thermoplastic material.
- Very easy to fit as just slight hand pressure is required, via 4 connection points consisting of just one snap-in tooth reinforced to avoid risk of deformation.
- Easy base plate release thanks to the 2 ergonomic gripping points positioned at the 2 vertices of the gasket, which free it by opening the connection teeth.
- Easy centering of the panels thanks to the 4 reference marks (segments).
- Also available without segments for installing through panels.
- Also available in conductive material.

# STRINGERS



# STRINGERS

Reference price list 154 stringers and accessories



## CONSTRUCTION MATERIAL AND SIZE

Made of pre-galvanized steel. Available in heights of 15, 18 and 30 mm, width 25 mm and lengths for panels with centre distances ranging from 400 to 650 mm. Centre distance accuracy in terms of length  $\pm 0.1$  mm, centre distance adjustment for installation  $\pm 0.5$  mm.

## FASTENING

Assembly via snap-fit to the pedestal head for quick and easy installation of the stringer, also ensuring stability and strength of the entire structure even after various installations.

Over all available centre distance lengths there are two coupling teeth at the ends.

The ribbing over the entire length, besides ensuring improved rigidity, also allows fastening even if the profile has to be cut.

The provision for fastening also via self-tapping screws (dia. 4.2 x 13 mm) as well as the absence of sharp burrs and the perfect flatness of the profile over all lengths (obtained by calibration) are further advantages offered by this stringer.

## SQUARE PIPE *(Not usable with 4R head)*

### CONSTRUCTION MATERIAL AND SIZE

Made from pre-galvanized pipe.

Square section 25x25 mm, length suitable for panels with centre distances of 600 mm and 1200 mm (on request also for centre distances shorter than 600 mm down to 400 mm). Centre distance adjustment for installation  $\pm 0.5$  mm.

### FASTENING


With three-lobe screws M5x10 mm.

**Diagonal stringers available on request.**

## GASKETS FOR STRINGERS

- Non conductive thermoplastic material.
- Extremely easy and quick to fit: just slight hand pressure is required.
- Fastening system on the outer edges also allows assembly when the supplied length has to be cut.
- Lengths: for stringers with centre distances from 590 to 610 mm (on request also available for the other stringer lengths quoted in the catalogue).

N.B.: Gaskets not applied: supplied in separate package.



Part N°	Height [mm]	Panel centre distance [mm]
154015	15	600
154018	18	600
1540180598	18	598
1540180596	18	596
1540180594	18	594
1540180592	18	592
1540180590	18	590
154030	30	600
1540300598	30	598
1540300596	30	596
1540300594	30	594
1540300592	30	592
1540300590	30	590
Square tubular section		
15302525	25	600
153025251200	25	1200



# WEIGHTSTABLE








PACKAGING



# WEIGHTS TABLES / BASES

QBASE

Reference price list: 16Q QBASE / 17Q QBASE








Part N°	Description	Weight [kg]	Packaging [n°]	Gross weight of box [kg]	Box size [cm]	Boxes per pallet [n°]
						
13BF010025	Base H 25	0,107	170	19	39x25,5x29	36
13BF010035	Base H 35	0,107	150	17	39x25,5x29	36
13BF010045	Base H 45	0,114	130	15	39x25,5x29	36
13BF010055	Base H 55	0,121	120	15	39x25,5x29	36
13BF010065	Base H 65	0,129	110	15	39x25,5x29	36
13BQW030050	Base H 50	0,092	120	12	39x25,5x29	36
13BQW030060	Base H 60	0,098	110	11	39x25,5x29	36
13BQW030070	Base H 70	0,104	110	12	39x25,5x29	36
13BQW030080	Base H 80	0,112	90	11	39x25,5x29	36
13BQW030090	Base H 90	0,118	90	11	39x25,5x29	36
13BQW030100	Base H 100	0,126	80	11	39x25,5x29	36
13BQW030110	Base H 110	0,131	80	11	39x25,5x29	36
13BQW030120	Base H 120	0,138	70	10	39x25,5x29	36
13BQW030130	Base H 130	0,145	70	11	39x25,5x29	36
13BQW030140	Base H 140	0,152	70	11	39x25,5x29	36
13BQW030160	Base H 160	0,165	50	9	39x25,5x29	36
13BQW030180	Base H 180	0,178	50	9	39x25,5x29	36
13BQW030200	Base H 200	0,191	40	8	39x25,5x29	36
13BQW030220	Base H 220	0,205	40	9	39x25,5x29	36
13BQW030240	Base H 240	0,218	40	9	39x25,5x29	36
13BQW030260	Base H 260	0,232	30	7	39x25,5x29	36
13BQW030280	Base H 280	0,245	30	8	39x25,5x29	36
13BQW030300	Base H 300	0,258	30	8	39x25,5x29	36
13BEZN030360	Base H 360	0,396	32	13	39x25,5x29	36
13BEZN0300410	Base H 410	0,440	32	15	52x28,5x28	30
13BEZN0300460	Base H 460	0,485	32	16	52x28,5x28	30
13BEZN0300485	Base H 485	0,507	32	17	52x28,5x28	30
13BEZN0300585	Base H 585	0,596	40	24	60x40x30	16
13BEZN0300685	Base H 685	0,685	To be defined according to the order			30
13BEZN0300785	Base H 785	0,774	To be defined according to the order			30
13BEZN0300885	Base H 885	0,863	To be defined according to the order			30



# WEIGHTS TABLES / PEDESTAL HEADS








## HEAD 4R

Reference price list: 17Q QBASE

Part N°	Description	Weight [kg]	Packaging [n°]	Gross weight of box [kg]	Box size [cm]	Boxes per pallet [n°]
						
13TE01VR0035	Pedestal head H 35	0,109	110	12	38,5x21,5x17	50
13TE01VR0045	Pedestal head H 45	0,122	90	11	38,5x21,5x17	50
13TE01VR0055	Pedestal head H 55	0,134	80	11	38,5x21,5x17	50
13TE030070	Pedestal head H 70	0,157	120	19	39x25,5x29	36
13TE030080	Pedestal head H 80	0,189	120	23	39x25,5x29	36
13TE030100	Pedestal head H 100	0,214	100	22	39x25,5x29	36
13TE030120	Pedestal head H 120	0,241	90	22	39x25,5x29	36
13TE030150	Pedestal head H 150	0,282	70	20	39x25,5x29	36
13TE030200	Pedestal head H 200	0,344	60	21	39x25,5x29	36
110002	Gasket for head 4R	0,006	2000	13	60x40x30	16








## HEAD 8R

Reference price list: 16Q QBASE

Part N°	Description	Weight [kg]	Packaging [n°]	Gross weight of box [kg]	Box size [cm]	Boxes per pallet [n°]
						
13TE01V0035	Pedestal head H 35	0,151	100	16	38,5x21,5x17	50
13TE01V0045	Pedestal head H 45	0,164	80	14	38,5x21,5x17	50
13TE01V0055	Pedestal head H 55	0,176	70	13	38,5x21,5x17	50
13TE0200070	Pedestal head H 70	0,216	105	23	39x25,5x29	36
13TE020080	Pedestal head H 80	0,231	100	24	39x25,5x29	36
13TE020100	Pedestal head H 100	0,256	90	24	39x25,5x29	36
13TE020120	Pedestal head H 120	0,283	80	23	39x25,5x29	36
13TE020150	Pedestal head H 150	0,324	60	20	39x25,5x29	36
13TE020200	Pedestal head H 200	0,386	50	20	39x25,5x29	36
110001	Gasket for head 8R	0,008	1200	10	60x40x30	16

# WEIGHTS TABLES / STRINGERS

## Reference price list: 154 stringers and accessories

Part N°	Description	Weight [kg]	Packaging [n°]	Gross weight of box [kg]	Box size [cm]	Boxes per pallet [n°]
						
154015C1	Stringers H 15 centre distance 600	0,199	110	22	56x18,5x19	40
154018C1	Stringers H 18 centre distance 600	0,221	90	20	56x18,5x19	40
**	Stringers H 18 centre distance from 590 to 598	*	90		56x18,5x19	40
154030C1	Stringers H 30 centre distance 600	0,310	45	14	56x18,5x19	40
**	Stringers H 30 centre distance from 590 to 598	*	45		56x18,5x19	40
15302525	Stringers 25x25 centre distance 600	0,37	49	18	56x18,5x19	40
153025251200	Stringers 25x25 centre distance 1200	0,697		Packaging in bundles		
110101	Stringer gaskets	0,016	840	14	60x40x30	16

\* Weight varies according to the length required

# WEIGHTS TABLES / ACCESSORIES

## SCREWS

Part N°	Description	Details
153510TRB*	Screw for DIA M5X10 TRB	Sold in bags
153511TSVP**	Self-tapping screw dia. 4.2x13	Sold in bags

\* **Screws 153510TRB**

- must be used with square tubular stringer H 25;
- to be ordered separately quoting the Part N° in the order (2 p.ces. / stringer);

\*\* **Screws 153511 c.s.k flat head**

- to be used only if necessary with stringer H15 - H18- H30;
- to be ordered separately quoting the Part N° in the order (2 p.cs. / stringer).

## VARIOUS INFORMATION

1. Heads, bases, stringers and gaskets are packed separately and are identified by adhesive tape in various colours:  
**heads-red; bases-yellow; stringers-green; gaskets-blue.**
2. Each pallet consists of a maximum of 36 boxes (bases+heads+stringers).  
The boxes of gaskets are placed on top of the various pallets.
3. Size and specification of standard supply pallets: 80x120 cm (non fumigated).

For the purposes of constant improvement in quality of our products, we reserve the right to modify the technical and dimensional characteristics in this catalogue when deemed necessary. Customers are recommended to check data in our website [www.d-efte.it](http://www.d-efte.it) which is constantly updated.

This catalogue supersedes all previous editions.

**D-Effe S.r.l.**

22040 - Alzate Brianza (CO) Italy - Via dell'Industria, 218

Tel +39.031.619755 auto direct - Fax +39.031.630627 - [www.d-effe.it](http://www.d-effe.it) - [info@d-effe.it](mailto:info@d-effe.it)



Share capital € 96.000 fully paid up / one person company / Tax Code and VAT N°: 01211870132