

POWERBASE

DESIGN AND QUICK ASSEMBLY



Advanced products
o-effe 
100%
MADE
IN ITALY

POWERBASE DESIGN AND QUICK ASSEMBLY

SMART STYLE

Ideal for tempered glass, acrylic or polycarbonate transparent flooring.

MAXIMUM COMFORT DURING ASSEMBLY

thanks to the patented fine adjustment system operating from the top (nipple plus special high strength threaded screw M 12).

SECURE SYSTEM AT MAXIMUM ADJUSTMENT

Adjustment either manual, or with electric screw drivers or ball-headed hex. spanner.

RAPID LEVEL ADJUSTMENT

Also in the presence of 3 already mounted panels and in the case of minimum heights with restricted adjustment space.

PEDESTAL HEAD POWER

Specifications on page 6.

WITHSTANDS LOADS

and horizontal thrusts thanks to the pipe (dia. 25x1.2mm) of the pedestal head engaged on the base and electrically welded to the base plate.

CENTRAL FLARING

For adapting to not perfectly regular floor surfaces.

HIGH STRUCTURAL RIGIDITY

ensured by ribbing designed by load simulation on finished parts.

4 HOLES DIA. 8.5 MM

for mechanical anchoring to the floor if required.

PIPE

Dia. 22x1.5 mm.
Galvanized steel (electrolytic galvanizing).

ADJUSTABLE HEIGHT AT THE JOB SITE

Thanks to the self-centering press-fit coupling (no welding) whereby the pipe can be separated from the base plate.

BASE PLATE

80x80 cm.
Galvanized steel (electrolytic galvanizing).



CERTIFICATION

Load test certificates available (accredited certified body).



GASKETS

Non conductive gaskets (conductive gaskets on request). See pp. 6 and 8.



STRINGERS

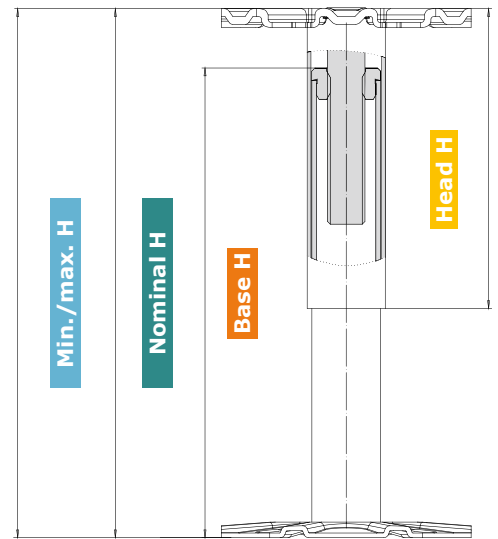

Technical details on p. 8.



REFERENCE PRICE LIST

• 151 POWERBASE

Pedestal head POWER



| Part N° | Min./max. H [mm] | Nominal H [mm] | Composition | | | |
|------------|------------------------|----------------------|-------------|----------|------------|--------|
| | | | Base | | Head | |
| | | | Part N° | H [mm] | Part N° | H [mm] |
| 1510350035 | 35/49 | 42 | 13BP030042 | 42 ± 7 | 13TP020035 | 35 |
| 1510450035 | 45/59 | 52 | 13BP030052 | 52 ± 7 | 13TP020035 | 35 |
| 1510550055 | 55/85 | 70 | 13BP030070 | 70 ± 15 | 13TP020055 | 55 |
| 1510650055 | 65/95 | 80 | 13BP030080 | 80 ± 15 | 13TP020055 | 55 |
| 1510750075 | 75/125 | 100 | 13BP030100 | 100 ± 25 | 13TP020075 | 75 |
| 1510850075 | 85/135 | 110 | 13BP030110 | 110 ± 25 | 13TP020075 | 75 |
| 1511000UNI | 100/150 | 125 | 13BP030125 | 125 ± 25 | 13TP020UNI | 100 |
| 1511250UNI | 125/175 | 150 | 13BP030150 | 150 ± 25 | 13TP020UNI | 100 |
| 1511500UNI | 150/200 | 175 | 13BP030175 | 175 ± 25 | 13TP020UNI | 100 |
| 1511750UNI | 175/225 | 200 | 13BP030200 | 200 ± 25 | 13TP020UNI | 100 |
| 1512000UNI | 200/250 | 225 | 13BP030225 | 225 ± 25 | 13TP020UNI | 100 |
| 1512250UNI | 225/275 | 250 | 13BP030250 | 250 ± 25 | 13TP020UNI | 100 |
| 1512500UNI | 250/300 | 275 | 13BP030275 | 275 ± 25 | 13TP020UNI | 100 |
| 1512750UNI | 275/325 | 300 | 13BP030300 | 300 ± 25 | 13TP020UNI | 100 |
| 1513000UNI | 300/350 | 325 | 13BP030325 | 325 ± 25 | 13TP020UNI | 100 |
| 1513250UNI | 325/375 | 350 | 13BP030350 | 350 ± 25 | 13TP020UNI | 100 |
| 1513500UNI | 350/400 | 375 | 13BP030375 | 375 ± 25 | 13TP020UNI | 100 |
| 1513750UNI | 375/425 | 400 | 13BP030400 | 400 ± 25 | 13TP020UNI | 100 |
| 1514000UNI | 400/450 | 425 | 13BP030425 | 425 ± 25 | 13TP020UNI | 100 |
| 1514250UNI | 425/475 | 450 | 13BP030450 | 450 ± 25 | 13TP020UNI | 100 |
| 1514500UNI | 450/500 | 475 | 13BP030475 | 475 ± 25 | 13TP020UNI | 100 |
| 1514750UNI | 475/525 | 500 | 13BP030500 | 500 ± 25 | 13TP020UNI | 100 |
| 1515000UNI | 500/550 | 525 | 13BP030525 | 525 ± 25 | 13TP020UNI | 100 |
| 1515250UNI | 525/575 | 550 | 13BP030550 | 550 ± 25 | 13TP020UNI | 100 |

| Part N° | Min./max. H [mm] | Nominal H [mm] | Composition | | | |
|------------|------------------------|----------------------|-------------|-----------|------------|--------|
| | | | Base | | Head | |
| | | | Part N° | H [mm] | Part N° | H [mm] |
| 1515500UNI | 550/600 | 575 | 13BP030575 | 575 ± 25 | 13TP020UNI | 100 |
| 1515750UNI | 575/625 | 600 | 13BP030600 | 600 ± 25 | 13TP020UNI | 100 |
| 1516000UNI | 600/650 | 625 | 13BP030625 | 625 ± 25 | 13TP020UNI | 100 |
| 1516250UNI | 625/675 | 650 | 13BP030650 | 650 ± 25 | 13TP020UNI | 100 |
| 1516500UNI | 650/700 | 675 | 13BP030675 | 675 ± 25 | 13TP020UNI | 100 |
| 1516750UNI | 675/725 | 700 | 13BP030700 | 700 ± 25 | 13TP020UNI | 100 |
| 1517000UNI | 700/750 | 725 | 13BP030725 | 725 ± 25 | 13TP020UNI | 100 |
| 1517250UNI | 725/775 | 750 | 13BP030750 | 750 ± 25 | 13TP020UNI | 100 |
| 1517500UNI | 750/800 | 775 | 13BP030775 | 775 ± 25 | 13TP020UNI | 100 |
| 1517750UNI | 775/825 | 800 | 13BP030800 | 800 ± 25 | 13TP020UNI | 100 |
| 1518000UNI | 800/850 | 825 | 13BP030825 | 825 ± 25 | 13TP020UNI | 100 |
| 1518250UNI | 825/875 | 850 | 13BP030850 | 850 ± 25 | 13TP020UNI | 100 |
| 1518500UNI | 850/900 | 875 | 13BP030875 | 875 ± 25 | 13TP020UNI | 100 |
| 1518750UNI | 875/925 | 900 | 13BP030900 | 900 ± 25 | 13TP020UNI | 100 |
| 1519000UNI | 900/950 | 925 | 13BP030925 | 925 ± 25 | 13TP020UNI | 100 |
| 1519250UNI | 925/975 | 950 | 13BP030950 | 950 ± 25 | 13TP020UNI | 100 |
| 1519500UNI | 950/1000 | 975 | 13BP030975 | 975 ± 25 | 13TP020UNI | 100 |
| 1519750UNI | 975/1025 | 1000 | 13BP031000 | 1000 ± 25 | 13TP020UNI | 100 |

PEDESTAL HEADS

POWER



HEAD POWER QUICK ASSEMBLY

COMPATIBLE WITH ALL TYPES OF D-EFFE STRINGERS

GASKET FOR POWER PEDESTAL HEAD

Details on page 44.

MATERIAL

galvanized steel (electrolytic galvanizing).

BASE PLATE

80x80 cm.

COINING

and ribbing for higher tensile strength.



8 SPOKES

for connection of the longitudinal and diagonal stringers (snap fit).

REINFORCEMENT RIBBING

coinciding with the stringer connections.

PIPE DIA. 25X1.2 MM

Electrically welded to the base plate. Fits into the base plate pipe acting as guide to the tubular leg.

GASKETS

HEAD POWER



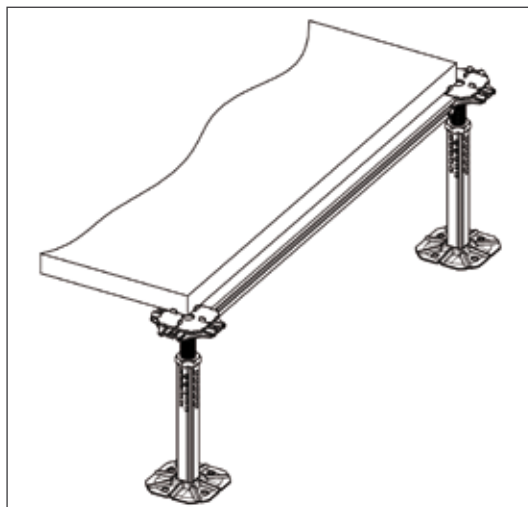
- Non conductive thermoplastic material.
- Very easy to fit: just slight hand pressure is required.
- Easy centering of the panels thanks to the 4 reference marks (segments).
- Also available without segments for installing through panels.
- Also available in conductive material.

STRINGERS



STRINGERS

Reference price list 154 stringers and accessories



CONSTRUCTION MATERIAL AND SIZE

Made of pre-galvanized steel. Available in heights of 15, 18 and 30 mm, width 25 mm and lengths for panels with centre distances ranging from 400 to 650 mm. Centre distance accuracy in terms of length ± 0.1 mm, centre distance adjustment for installation ± 0.5 mm.

FASTENING

Assembly via snap-fit to the pedestal head for quick and easy installation of the stringer, also ensuring stability and strength of the entire structure even after various installations.

Over all available centre distance lengths there are two coupling teeth at the ends.

The ribbing over the entire length, besides ensuring improved rigidity, also allows fastening even if the profile has to be cut.

The provision for fastening also via self-tapping screws (dia. 4.2 x 13 mm) as well as the absence of sharp burrs and the perfect flatness of the profile over all lengths (obtained by calibration) are further advantages offered by this stringer.

SQUARE PIPE *(Not usable with 4R head)*

CONSTRUCTION MATERIAL AND SIZE

Made from pre-galvanized pipe.

Square section 25x25 mm, length suitable for panels with centre distances of 600 mm and 1200 mm (on request also for centre distances shorter than 600 mm down to 400 mm). Centre distance adjustment for installation ± 0.5 mm.

FASTENING


With three-lobe screws M5x10 mm.

Diagonal stringers available on request.

GASKETS FOR STRINGERS

- Non conductive thermoplastic material.
- Extremely easy and quick to fit: just slight hand pressure is required.
- Fastening system on the outer edges also allows assembly when the supplied length has to be cut.
- Lengths: for stringers with centre distances from 590 to 610 mm (on request also available for the other stringer lengths quoted in the catalogue).

N.B.: Gaskets not applied: supplied in separate package.



| Part N° | Height [mm] | Panel centre distance [mm] |
|------------------------|-------------|----------------------------|
| 154015 | 15 | 600 |
| 154018 | 18 | 600 |
| 1540180598 | 18 | 598 |
| 1540180596 | 18 | 596 |
| 1540180594 | 18 | 594 |
| 1540180592 | 18 | 592 |
| 1540180590 | 18 | 590 |
| 154030 | 30 | 600 |
| 1540300598 | 30 | 598 |
| 1540300596 | 30 | 596 |
| 1540300594 | 30 | 594 |
| 1540300592 | 30 | 592 |
| 1540300590 | 30 | 590 |
| Square tubular section | | |
| 15302525 | 25 | 600 |
| 153025251200 | 25 | 1200 |

WEIGHTSTABLE








PACKAGING



WEIGHTS TABLES / BASES

POWERBASE








Reference price list: 151 POWERBASE

| Part N° | Description | Weight [kg] | Packaging [n°] | Gross weight of box [kg] | Box size [cm] | Boxes per pallet [n°] |
|---|---|---|---|---|---|---|
|  |  |  |  |  |  |  |
| 13BP030042 | Base H 42±7 | 0,141 | 120 | 17 | 39x25,5x29 | 36 |
| 13BP030052 | Base H 52±7 | 0,141 | 120 | 17 | 39x25,5x29 | 36 |
| 13BP030070 | Base H 70±15 | 0,160 | 120 | 20 | 42x35x23 | 30 |
| 13BP030080 | Base H 80±15 | 0,167 | 120 | 21 | 42x35x23 | 30 |
| 13BP030100 | Base H 100±25 | 0,189 | 100 | 19 | 42x35x23 | 30 |
| 13BP030110 | Base H 110±25 | 0,197 | 80 | 16 | 42x35x23 | 30 |
| 13BP030125 | Base H 125±25 | 0,207 | 85 | 18 | 42x35x23 | 30 |
| 13BP030150 | Base H 150±25 | 0,226 | 75 | 17 | 42x35x23 | 30 |
| 13BP030175 | Base H 175±25 | 0,245 | 60 | 15 | 42x35x23 | 30 |
| 13BP030200 | Base H 200±25 | 0,264 | 60 | 16 | 42x35x23 | 30 |
| 13BP030225 | Base H 225±25 | 0,283 | 60 | 17 | 42x35x23 | 30 |
| 13BP030250 | Base H 250±25 | 0,302 | 60 | 19 | 42x35x23 | 30 |
| 13BP030275 | Base H 275±25 | 0,321 | 60 | 20 | 42x35x23 | 30 |
| 13BP030300 | Base H 300±25 | 0,340 | 60 | 21 | 42x35x23 | 30 |
| 13BP030325 | Base H 325±25 | 0,359 | 32 | 12 | 52x28,5x28 | 30 |
| 13BP030350 | Base H 350±25 | 0,378 | 32 | 13 | 52x28,5x28 | 30 |
| 13BP030375 | Base H 375±25 | 0,397 | 32 | 13 | 52x28,5x28 | 30 |
| 13BP030400 | Base H 400±25 | 0,416 | 32 | 14 | 52x28,5x28 | 30 |
| 13BP030425 | Base H 425±25 | 0,435 | 32 | 14 | 52x28,5x28 | 30 |
| 13BP030450 | Base H 450±25 | 0,454 | 32 | 15 | 52x28,5x28 | 30 |
| 13BP030475 | Base H 475±25 | 0,473 | 32 | 16 | 52x28,5x28 | 30 |
| 13BP030500 | Base H 500±25 | 0,492 | 32 | 16 | 52x28,5x28 | 30 |
| 13BP030525 | Base H 525±25 | 0,511 | To be defined according to the order | | | 30 |
| 13BP030550 | Base H 550±25 | 0,530 | To be defined according to the order | | | 30 |
| 13BP030575 | Base H 575±25 | 0,549 | To be defined according to the order | | | 30 |
| 13BP030600 | Base H 600±25 | 0,568 | To be defined according to the order | | | 30 |
| 13BP030625 | Base H 625±25 | 0,587 | To be defined according to the order | | | 30 |
| 13BP030650 | Base H 650±25 | 0,606 | To be defined according to the order | | | 30 |
| 13BP030675 | Base H 675±25 | 0,625 | To be defined according to the order | | | 30 |

WEIGHTS TABLES / PEDESTAL HEADS








POWERBASE

Reference price list: 151 POWERBASE

| Part N° | Description | Weight [kg] | Packaging [n°] | Gross weight of box [kg] | Box size [cm] | Boxes per pallet [n°] |
|---|---|---|---|---|---|---|
|  |  |  |  |  |  |  |
| 13TP020UNI | Pedestal head UNI | 0,173 | 100 | 18 | 42x35x23 | 30 |
| 13TP020035 | Pedestal head H 35 | 0,129 | 150 | 20 | 42x35x23 | 30 |
| 13TP020055 | Pedestal head H 55 | 0,142 | 150 | 22 | 42x35x23 | 30 |
| 13TP020075 | Pedestal head H 75 | 0,156 | 100 | 16 | 42x35x23 | 30 |
| 110001 | Gasket for head 8R | 0,008 | 1200 | 10 | 60x40x30 | 16 |

WEIGHTS TABLES / STRINGERS

POWERBASE

| Part N° | Description | Weight [kg] | Packaging [n°] | Gross weight of box [kg] | Box size [cm] | Boxes per pallet [n°] |
|---|---|---|---|---|---|---|
|  |  |  |  |  |  |  |
| 154015C1 | Stringers H 15 centre distance 600 | 0,199 | 110 | 22 | 56x18,5x19 | 40 |
| 154018C1 | Stringers H 18 centre distance 600 | 0,221 | 90 | 20 | 56x18,5x19 | 40 |
| ** | Stringers H 18 centre distance from 590 to 598 | * | 90 | | 56x18,5x19 | 40 |
| 154030C1 | Stringers H 30 centre distance 600 | 0,310 | 45 | 14 | 56x18,5x19 | 40 |
| ** | Stringers H 30 centre distance from 590 to 598 | * | 45 | | 56x18,5x19 | 40 |
| 15302525 | Stringers 25x25 centre distance 600 | 0,37 | 49 | 18 | 56x18,5x19 | 40 |
| 153025251200 | Stringers 25x25 centre distance 1200 | 0,697 | Packaging in bundles | | | |
| 110101 | Stringer gaskets | 0,016 | 840 | 14 | 60x40x30 | 16 |

* Weight varies according to the length required

WEIGHTS TABLES / ACCESSORIES

SCREWS

| Part N° | Description | Details |
|--------------|--------------------------------|--------------|
| 153510TRB* | Screw for DIA M5X10 TRB | Sold in bags |
| 153511TSVP** | Self-tapping screw dia. 4.2x13 | Sold in bags |

* **Screws 153510TRB**

- must be used with square tubular stringer H 25;
- to be ordered separately quoting the Part N° in the order (2 p.ces. / stringer);

** **Screws 153511 c.s.k flat head**

- to be used only if necessary with stringer H15 - H18- H30;
- to be ordered separately quoting the Part N° in the order (2 p.cs. / stringer).

VARIOUS INFORMATION

1. Heads, bases, stringers and gaskets are packed separately and are identified by adhesive tape in various colours:
heads-red; bases-yellow; stringers-green; gaskets-blue.
2. Each pallet consists of a maximum of 36 boxes (bases+heads+stringers).
The boxes of gaskets are placed on top of the various pallets.
3. Size and specification of standard supply pallets: 80x120 cm (non fumigated).

For the purposes of constant improvement in quality of our products, we reserve the right to modify the technical and dimensional characteristics in this catalogue when deemed necessary. Customers are recommended to check data in our website www.d-efte.it which is constantly updated.

This catalogue supersedes all previous editions.

D-Effe S.r.l.

22040 - Alzate Brianza (CO) Italy - Via dell'Industria, 218

Tel +39.031.619755 auto direct - Fax +39.031.630627 - www.d-effe.it - info@d-effe.it



Share capital € 96.000 fully paid up / one person company / Tax Code and VAT N°: 01211870132