

14F-15F

WHEN SPACE IS RESTRICTED

Advanced products
o-effe

100%
MADE
IN ITALY



14F-15F WHEN SPACE IS RESTRICTED

PEDESTAL HEAD 4R

Specifications on page 5.

PEDESTAL HEAD 8R

Specifications on page 5.

CENTRAL FLARING

For adapting to not perfectly regular floor surfaces.

HIGH STRUCTURAL RIGIDITY

ensured by ribbing designed by load simulation on finished parts.

4 HOLES DIA. 8.5 MM

for mechanical anchoring to the floor if required.

ADJUSTMENT SYSTEM

Threaded nipple M16 press-fit inside the pipe for tightening the pedestal head tie-rod.

ADJUSTABLE HEIGHT AT THE JOB SITE

Thanks to the self-centering press-fit coupling (no welding) whereby the pipe can be separated from the base plate.

PIPE

Dia. 22x1.5 mm.
Galvanized steel
(electrolytic galvanizing).

BASE PLATE

80x80 cm.
Galvanized steel (electrolytic galvanizing).



GASKETS

Non conductive gaskets (conductive gaskets on request). See pp. 6 and 8.



STRINGERS

Technical details on p. 8.



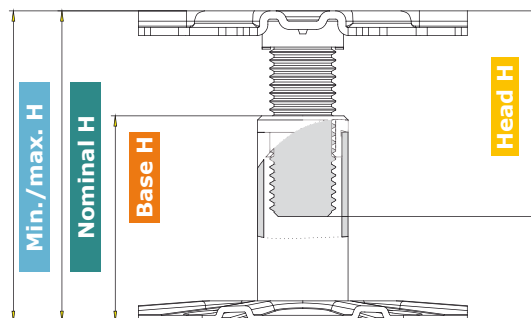

REFERENCE PRICE LIST

- 15A STILLBASE (head 4R)
- 17Q QBASE (head 4R)
- 147 ECOBASE (head 4R)
- 14A STILLBASE (head 8R)
- 16Q QBASE (head 8R)
- 145 ECOBASE (head 8R)

Pedestal head 4R



Pedestal head 8R



Type of head	Part N°	Min./max. H [mm]	Nominal H [mm]	Composition			
				Base		Head	
				Part N°	H [mm]	Part N°	H [mm]
4R	15F0350050	35/50	42	13BF010025	25	13TE01VR0035	35
8R	14F0350050					13TE01V0035	
4R	15F0450070	45/70	57	13BF010035	35	13TE01VR0045	45
8R	14F0450070					13TE01V0045	
4R	15F0550090	55/90	72	13BF010045	45	13TE01VR0055	55
8R	14F0550090					13TE01V0055	
4R	15F0650100	65/100	82	13BF010055	55	13TE01VR0055	55
8R	14F0650100					13TE01V0055	
4R	15F0750110	75/110	92	13BF010065	65	13TE01VR0055	55
8R	14F0750110					13TE01V0055	

PEDESTAL HEADS

4R / 8R



HEAD 4R LIGHT AND STRONG

COMPATIBLE WITH ALL TYPES OF D-EFFE STRINGERS

GASKET FOR 4R PEDESTAL HEAD

Details on page 6.

4 SPOKES

For connection of the longitudinal stringers (snap fit).

BASE PLATE

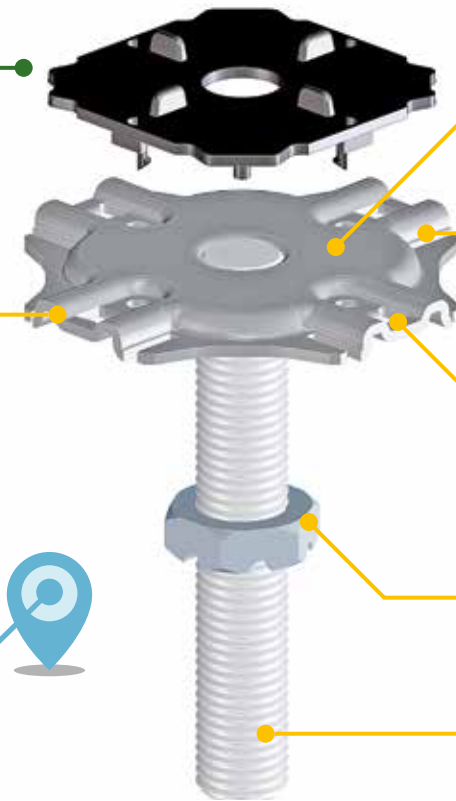
80x80 cm.
Hot-dip pre-galvanized steel.

IMPROVED TENSILE AND BEND STRENGTH

thanks to the external forming and ribbing.

AUTOMATIC ASSEMBLY

Base plate – tie-rod – nut.



LARGER SUPPORT
surface for panel.

REINFORCEMENT RIBBING
coinciding with connections of the stringers.

2 TABS
For better tightening of the stringers (higher number of threads gripped and acting as guide for inserting the screw).

NUT
With locking notches.

TIE-ROD M16
Made of galvanized steel (electrolytic galvanizing).

HEAD 8R WHERE DIAGONAL STRINGERS ARE REQUIRED

COMPATIBLE WITH ALL TYPES OF D-EFFE STRINGERS

GASKET FOR 8R PEDESTAL HEAD

Details on page 6.

BASE PLATE

80x80 cm.
Galvanized steel (electrolytic galvanizing).

COINING

and ribbing for higher tensile strength.

AUTOMATIC ASSEMBLY

Base plate – tie-rod – nut.



8 SPOKES
for connection of the longitudinal and diagonal stringers (snap fit).

REINFORCEMENT RIBBING
coinciding with the stringer connections

NUT
With locking notches.

TIE-ROD M16
Made of galvanized steel (electrolytic galvanizing).

GASKETS

HEAD 8R



- Non conductive thermoplastic material.
- Very easy to fit: just slight hand pressure is required.
- Easy centering of the panels thanks to the 4 reference marks (segments).
- Also available without segments for installing through panels.
- Also available in conductive material.

HEAD 4R



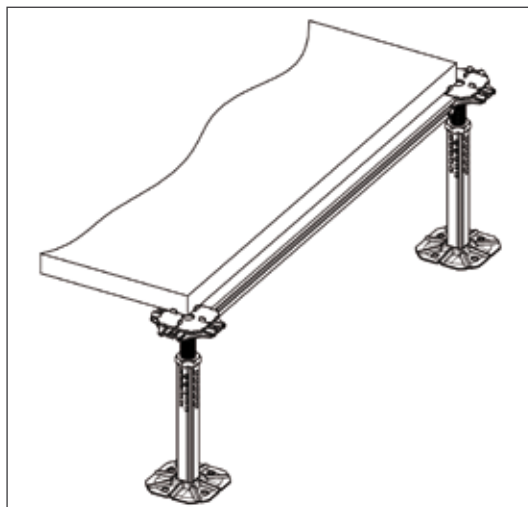
- Non conductive thermoplastic material.
- Very easy to fit as just slight hand pressure is required, via 4 connection points consisting of just one snap-in tooth reinforced to avoid risk of deformation.
- Easy base plate release thanks to the 2 ergonomic gripping points positioned at the 2 vertices of the gasket, which free it by opening the connection teeth.
- Easy centering of the panels thanks to the 4 reference marks (segments).
- Also available without segments for installing through panels.
- Also available in conductive material.

STRINGERS



STRINGERS

Reference price list 154 stringers and accessories



CONSTRUCTION MATERIAL AND SIZE

Made of pre-galvanized steel. Available in heights of 15, 18 and 30 mm, width 25 mm and lengths for panels with centre distances ranging from 400 to 650 mm. Centre distance accuracy in terms of length ± 0.1 mm, centre distance adjustment for installation ± 0.5 mm.

FASTENING

Assembly via snap-fit to the pedestal head for quick and easy installation of the stringer, also ensuring stability and strength of the entire structure even after various installations.

Over all available centre distance lengths there are two coupling teeth at the ends.

The ribbing over the entire length, besides ensuring improved rigidity, also allows fastening even if the profile has to be cut.

The provision for fastening also via self-tapping screws (dia. 4.2 x 13 mm) as well as the absence of sharp burrs and the perfect flatness of the profile over all lengths (obtained by calibration) are further advantages offered by this stringer.

SQUARE PIPE *(Not usable with 4R head)*

CONSTRUCTION MATERIAL AND SIZE

Made from pre-galvanized pipe.

Square section 25x25 mm, length suitable for panels with centre distances of 600 mm and 1200 mm (on request also for centre distances shorter than 600 mm down to 400 mm). Centre distance adjustment for installation ± 0.5 mm.

FASTENING


With three-lobe screws M5x10 mm.

Diagonal stringers available on request.

GASKETS FOR STRINGERS

- Non conductive thermoplastic material.
- Extremely easy and quick to fit: just slight hand pressure is required.
- Fastening system on the outer edges also allows assembly when the supplied length has to be cut.
- Lengths: for stringers with centre distances from 590 to 610 mm (on request also available for the other stringer lengths quoted in the catalogue).

N.B.: Gaskets not applied: supplied in separate package.



Part N°	Height [mm]	Panel centre distance [mm]
154015	15	600
154018	18	600
1540180598	18	598
1540180596	18	596
1540180594	18	594
1540180592	18	592
1540180590	18	590
154030	30	600
1540300598	30	598
1540300596	30	596
1540300594	30	594
1540300592	30	592
1540300590	30	590
Square tubular section		
15302525	25	600
153025251200	25	1200








WEIGHTSTABLE

PACKAGING



WEIGHTS TABLES / BASES








Reference price list:
16Q QBASE / 17Q QBASE - 145 ECOBASE / 147 ECOBASE - 14A STILLBASE / 15A STILLBASE

Part N°	Description	Weight [kg]	Packaging [n°]	Gross weight of box [kg]	Box size [cm]	Boxes per pallet [n°]
						
13BF010025	Base H 25	0,107	170	19	39x25,5x29	36
13BF010035	Base H 35	0,107	150	17	39x25,5x29	36
13BF010045	Base H 45	0,114	130	15	39x25,5x29	36
13BF010055	Base H 55	0,121	120	15	39x25,5x29	36
13BF010065	Base H 65	0,129	110	15	39x25,5x29	36

WEIGHTS TABLES / PEDESTAL HEADS








HEAD 4R

Reference price list: 17Q QBASE / 15A STILLBASE / 147 ECOBASE

Part N°	Description	Weight [kg]	Packaging [n°]	Gross weight of box [kg]	Box size [cm]	Boxes per pallet [n°]
						
13TE01VR0035	Pedestal head H 35	0,109	110	12	38,5x21,5x17	50
13TE01VR0045	Pedestal head H 45	0,122	90	11	38,5x21,5x17	50
13TE01VR0055	Pedestal head H 55	0,134	80	11	38,5x21,5x17	50
13TE030070	Pedestal head H 70	0,157	120	19	39x25,5x29	36
13TE030080	Pedestal head H 80	0,189	120	23	39x25,5x29	36
13TE030100	Pedestal head H 100	0,214	100	22	39x25,5x29	36
13TE030120	Pedestal head H 120	0,241	90	22	39x25,5x29	36
13TE030150	Pedestal head H 150	0,282	70	20	39x25,5x29	36
13TE030200	Pedestal head H 200	0,344	60	21	39x25,5x29	36
110002	Gasket for head 4R	0,006	2000	13	60x40x30	16








HEAD 8R

Reference price list: 16Q QBASE / 14A STILLBASE / 145 ECOBASE

Part N°	Description	Weight [kg]	Packaging [n°]	Gross weight of box [kg]	Box size [cm]	Boxes per pallet [n°]
						
13TE01V0035	Pedestal head H 35	0,151	100	16	38,5x21,5x17	50
13TE01V0045	Pedestal head H 45	0,164	80	14	38,5x21,5x17	50
13TE01V0055	Pedestal head H 55	0,176	70	13	38,5x21,5x17	50
13TE0200070	Pedestal head H 70	0,216	105	23	39x25,5x29	36
13TE020080	Pedestal head H 80	0,231	100	24	39x25,5x29	36
13TE020100	Pedestal head H 100	0,256	90	24	39x25,5x29	36
13TE020120	Pedestal head H 120	0,283	80	23	39x25,5x29	36
13TE020150	Pedestal head H 150	0,324	60	20	39x25,5x29	36
13TE020200	Pedestal head H 200	0,386	50	20	39x25,5x29	36
110001	Gasket for head 8R	0,008	1200	10	60x40x30	16

WEIGHTS TABLES / STRINGERS

Reference price list: 154 stringers and accessories

Part N°	Description	Weight [kg]	Packaging [n°]	Gross weight of box [kg]	Box size [cm]	Boxes per pallet [n°]
						
154015C1	Stringers H 15 centre distance 600	50	110	20	56x18,5x19	40
154018C1	Stringers H 18 centre distance 600	50	90	17	56x18,5x19	40
**	Stringers H 18 centre distance from 590 to 598	50	90		56x18,5x19	40
154030C1	Stringers H 30 centre distance 600	0,272	45	13	56x18,5x19	40
**	Stringers H 30 centre distance from 590 to 598	*	45		56x18,5x19	40
15302525	Stringers 25x25 centre distance 600	0,37	49	18	56x18,5x19	40
153025251200	Stringers 25x25 centre distance 1200	0,697		Packaging in bundles		
110101	Stringer gaskets	0,016	840	14	60x40x30	16

* Weight varies according to the length required

WEIGHTS TABLES / ACCESSORIES

SCREWS

Part N°	Description	Details
153510TRB*	Screw for DIA M5X10 TRB	Sold in bags
153511TSVP**	Self-tapping screw dia. 4.2x13	Sold in bags

* **Screws 153510TRB**

- must be used with square tubular stringer H 25;
- to be ordered separately quoting the Part N° in the order (2 p.ces. / stringer);

** **Screws 153511 c.s.k flat head**

- to be used only if necessary with stringer H15 - H18- H30;
- to be ordered separately quoting the Part N° in the order (2 p.cs. / stringer).

VARIOUS INFORMATION

1. Heads, bases, stringers and gaskets are packed separately and are identified by adhesive tape in various colours:
heads-red; bases-yellow; stringers-green; gaskets-blue.
2. Each pallet consists of a maximum of 36 boxes (bases+heads+stringers).
The boxes of gaskets are placed on top of the various pallets.
3. Size and specification of standard supply pallets: 80x120 cm (non fumigated).

For the purposes of constant improvement in quality of our products, we reserve the right to modify the technical and dimensional characteristics in this catalogue when deemed necessary. Customers are recommended to check data in our website www.d-efte.it which is constantly updated.

This catalogue supersedes all previous editions.

D-Effe S.r.l.

22040 - Alzate Brianza (CO) Italy - Via dell'Industria, 218

Tel +39.031.619755 auto direct - Fax +39.031.630627 - www.d-effe.it - info@d-effe.it



Share capital € 96.000 fully paid up / one person company / Tax Code and VAT N°: 01211870132