

ECOBASE

THE QUALITY STANDARD



Advanced products
o-d-effe

100%
MADE
IN ITALY

ECOBASE THE QUALITY STANDARD

HEIGHT AND STABILITY
ensured even at maximum
adjustment (1025 mm).

PEDESTAL HEAD 4R

Specifications on page 10.

PEDESTAL HEAD 8R

Specifications on page 10.

CENTRAL FLARING


For adapting to not perfectly
regular floor surfaces.

HIGH STRUCTURAL RIGIDITY

ensured by ribbing designed by
load simulation on finished parts.

4 HOLES DIA. 8.5 MM

for mechanical anchoring to the
floor if required.



SECURE FASTENING

Thanks to the engagement of the
pipe teeth with the notches on the
adjustment nut thus avoiding variations
after installation caused by vibrations.

PIPE

Dia. 20x2.0 mm.
Galvanized steel (electrolytic galvanizing).

ADJUSTABLE HEIGHT AT THE JOB SITE

Thanks to the self-centering press-fit
coupling (no welding) whereby the pipe
can be separated from the base plate.

BASE PLATE

80x80 cm.
Galvanized steel (electrolytic galvanizing).



CERTIFICATION

Load test certificates
available (accredited
certified body).



GASKETS

Non conductive gaskets
(conductive gaskets on
request). See pp. 11 and 13.



STRINGERS

Technical details on p. 13.



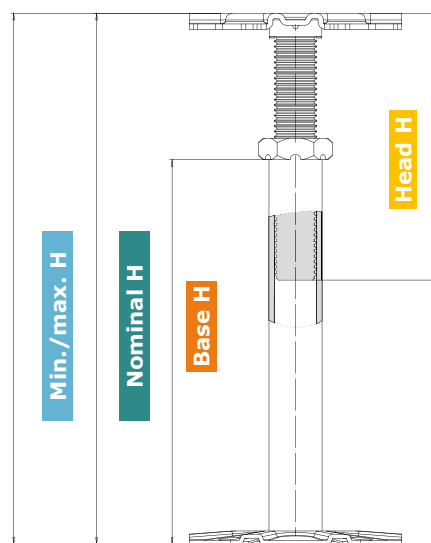

REFERENCE PRICE LIST

- 147 ECOBASE (head 4R)
- 145 ECOBASE (head 8R)

Pedestal head 4R



Pedestal head 8R



Type of head	Part N°	Min./max. H [mm]	Nominal H [mm]	Composition			
				Base		Head	
				Part N°	H [mm]	Part N°	H [mm]
4R	15F.035.0050	35/50	42	13B.F03.0025	25	13T.E03.0035	35
8R	14F.035.0050					13T.E02.0035	
4R	15F.045.0070	45/70	57	13B.F03.0035	35	13T.E03.0045	45
8R	14F.045.0070					13T.E02.0045	
4R	15F.055.0090	55/90	72	13B.F03.0045	45	13T.E03.0055	55
8R	14F.055.0090					13T.E02.0055	
4R	15F.065.0100	65/100	82	13B.F03.0055	55	13T.E03.0055	55
8R	14F.065.0100					13T.E02.0055	
4R	14F.075.0110	75/110	92	13B.F03.0065	65	13T.E02.0055	55
8R	15F.075.0110					13T.E03.0055	
4R	147.070.0100	70/100	85	13B.E03.0050	50	13T.E03.0070	70
8R	145.070.0100					13T.E02.0070	
4R	147.085.0115	85/115	100	13B.E03.0065	65	13T.E03.0070	70
8R	145.085.0115					13T.E02.0070	
4R	147.085.0125	85/125	105	13B.E03.0065	65	13T.E03.0080	80
8R	145.085.0125					13T.E02.0080	
4R	147.105.0145	105/145	125	13B.E03.0085	85	13T.E03.0080	80
8R	145.105.0145					13T.E02.0080	
4R	147.105.0160	105/160	132	13B.E03.0085	85	13T.E03.0100	100
8R	145.105.0160					13T.E02.0100	
4R	147.125.0165	125/165	145	13B.E03.0105	105	13T.E03.0080	80
8R	145.125.0165					13T.E02.0080	
4R	147.125.0180	125/180	152	13B.E03.0105	105	13T.E03.0100	100
8R	145.125.0180					13T.E02.0100	
4R	147.125.0195	125/195	160	13B.E03.0105	105	13T.E03.0120	120
8R	145.125.0195					13T.E02.0120	
4R	147.155.0195	155/195	175	13B.E03.0135	135	13T.E03.0080	80
8R	145.155.0195					13T.E02.0080	

See 14F/15F page 7.

Type of head	Part N°	Min./max. H [mm]	Nominal H [mm]	Composition			
				Base		Head	
				Part N°	H [mm]	Part N°	H [mm]
4R	147.155.0210	155/210	182	13B.E03.0135	135	13T.E03.0100	100
8R	145.155.0210					13T.E02.0100	
4R	147.155.0225	155/225	190	13B.E03.0135	135	13T.E03.0120	120
8R	145.155.0225					13T.E02.0120	
4R	147.170.0210	170/210	190	13B.E03.0150	150	13T.E03.0080	80
8R	145.170.0210					13T.E02.0080	
4R	147.170.0225	170/225	197	13B.E03.0150	150	13T.E03.0100	100
8R	145.170.0225					13T.E02.0100	
4R	147.170.0240	170/240	205	13B.E03.0150	150	13T.E03.0120	120
8R	145.170.0240					13T.E02.0120	
4R	147.170.0265	170/265	217	13B.E03.0150	150	13T.E03.0150	150
8R	145.170.0265					13T.E02.0150	
4R	147.205.0260	205/260	232	13B.E03.0185	185	13T.E03.0100	100
8R	145.205.0260					13T.E02.0100	
4R	147.205.0275	205/275	240	13B.E03.0185	185	13T.E03.0120	120
8R	145.205.0275					13T.E02.0120	
4R	147.205.0300	205/300	252	13B.E03.0185	185	13T.E03.0150	150
8R	145.205.0300					13T.E02.0150	
4R	147.230.0285	230/285	257	13B.E03.0210	210	13T.E03.0100	100
8R	145.230.0285					13T.E02.0100	
4R	147.230.0300	230/300	265	13B.E03.0210	210	13T.E03.0120	120
8R	145.230.0300					13T.E02.0120	
4R	147.230.0325	230/325	277	13B.E03.0210	210	13T.E03.0150	150
8R	145.230.0325					13T.E02.0150	
4R	147.255.0310	255/310	282	13B.E03.0235	235	13T.E03.0100	100
8R	145.255.0310					13T.E02.0100	
4R	147.255.0325	255/325	290	13B.E03.0235	235	13T.E03.0120	120
8R	145.255.0325					13T.E02.0120	
4R	147.255.0350	255/350	302	13B.E03.0235	235	13T.E03.0150	150
8R	145.255.0350					13T.E02.0150	
4R	147.280.0335	280/335	307	13B.E03.0260	260	13T.E03.0100	100
8R	145.280.0335					13T.E02.0100	
4R	147.280.0350	280/350	315	13B.E03.0260	260	13T.E03.0120	120
8R	145.280.0350					13T.E02.0120	
4R	147.280.0375	280/375	327	13B.E03.0260	260	13T.E03.0150	150
8R	145.280.0375					13T.E02.0150	
4R	147.330.0385	330/385	357	13B.E03.0310	310	13T.E03.0100	100
8R	145.330.0385					13T.E02.0100	
4R	147.330.0400	330/400	365	13B.E03.0310	310	13T.E03.0120	120
8R	145.330.0400					13T.E02.0120	
4R	147.330.0425	330/425	377	13B.E03.0310	310	13T.E03.0150	150
8R	145.330.0425					13T.E02.0150	
4R	147.380.0435	380/435	407	13B.E03.0360	360	13T.E03.0100	100
8R	145.380.0435					13T.E02.0100	

Type of head	Part N°	Min./max. H [mm]	Nominal H [mm]	Composition			
				Base		Head	
				Part N°	H [mm]	Part N°	H [mm]
4R	147.380.0450	380/450	415	13B.E03.0360	360	13T.E03.0120	120
8R	145.380.0450					13T.E02.0120	
4R	147.380.0475	380/475	427	13B.E03.0360	360	13T.E03.0150	150
8R	145.380.0475					13T.E02.0150	
4R	147.430.0485	430/485	457	13B.E03.0410	410	13T.E03.0100	100
8R	145.430.0485					13T.E02.0100	
4R	147.430.0500	430/500	465	13B.E03.0410	410	13T.E03.0120	120
8R	145.430.0500					13T.E02.0120	
4R	147.430.0525	430/525	477	13B.E03.0410	410	13T.E03.0150	150
8R	145.430.0525					13T.E02.0150	
4R	147.480.0535	480/535	507	13B.E03.0460	460	13T.E03.0100	100
8R	145.480.0535					13T.E02.0100	
4R	147.480.0550	480/550	515	13B.E03.0460	460	13T.E03.0120	120
8R	145.480.0550					13T.E02.0120	
4R	147.480.0575	480/575	527	13B.E03.0460	460	13T.E03.0150	150
8R	145.480.0575					13T.E02.0150	
4R	147.505.0600	505/600	553	13B.E03.0485	485	13T.E03.0150	150
8R	145.505.0600					13T.E02.0150	
4R	147.505.0625	505/625	565	13B.E03.0485	485	13T.E03.0200	200
8R	145.505.0625					13T.E02.0200	
4R	147.605.0700	605/700	652	13B.E03.0585	585	13T.E03.0150	150
8R	145.605.0700					13T.E02.0150	
4R	147.605.0725	605/725	665	13B.E03.0585	585	13T.E03.0200	200
8R	145.605.0725					13T.E02.0200	
4R	147.705.0800	705/800	752	13B.E03.0685	685	13T.E03.0150	150
8R	145.705.0800					13T.E02.0150	
4R	147.705.0825	705/825	765	13B.E03.0685	685	13T.E03.0200	200
8R	145.705.0825					13T.E02.0200	
4R	147.805.0900	805/900	852	13B.E03.0785	785	13T.E03.0150	150
8R	145.805.0900					13T.E02.0150	
4R	147.805.0925	805/925	865	13B.E03.0785	785	13T.E03.0200	200
8R	145.805.0925					13T.E02.0200	
4R	147.905.0L01	905/1000	952	13B.E03.0885	885	13T.E03.0150	150
8R	145.905.0L01					13T.E02.0150	
4R	147.905.0L02	905/1025	965	13B.E03.0885	885	13T.E03.0200	200
8R	145.905.0L02					13T.E02.0200	

14F-15F

WHEN SPACE IS RESTRICTED



14F-15F WHEN SPACE IS RESTRICTED

PEDESTAL HEAD 4R

Specifications on page 10.

PEDESTAL HEAD 8R

Specifications on page 10.

CENTRAL FLARING

For adapting to not perfectly regular floor surfaces.

HIGH STRUCTURAL RIGIDITY

ensured by ribbing designed by load simulation on finished parts.

4 HOLES DIA. 8.5 MM

for mechanical anchoring to the floor if required.

ADJUSTMENT SYSTEM

Threaded nipple M16 press-fit inside the pipe for tightening the pedestal head tie-rod.

ADJUSTABLE HEIGHT AT THE JOB SITE

Thanks to the self-centering press-fit coupling (no welding) whereby the pipe can be separated from the base plate.

PIPE

Dia. 22x1.5 mm.
Galvanized steel
(electrolytic galvanizing).

BASE PLATE

80x80 cm.
Galvanized steel (electrolytic galvanizing).



GASKETS

Non conductive gaskets (conductive gaskets on request). See pp. 11 and 13.



STRINGERS

Technical details on p. 13.



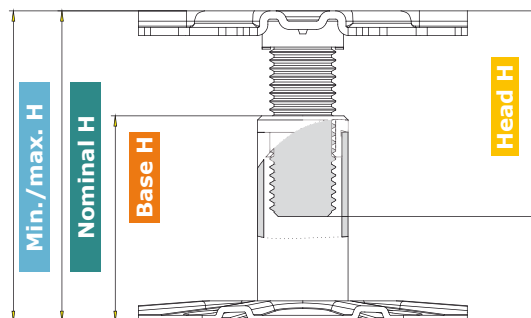

REFERENCE PRICE LIST

- 15A STILLBASE (head 4R)
- 17Q QBASE (head 4R)
- 147 ECOBASE (head 4R)
- 14A STILLBASE (head 8R)
- 16Q QBASE (head 8R)
- 145 ECOBASE (head 8R)

Pedestal head 4R



Pedestal head 8R



Type of head	Part N°	Min./max. H [mm]	Nominal H [mm]	Composition			
				Base		Head	
				Part N°	H [mm]	Part N°	H [mm]
4R	15F.035.0050	35/50	42	13B.F03.0025	25	13T.E03.0035	35
8R	14F.035.0050					13T.E02.0035	
4R	15F.045.0070	45/70	57	13B.F03.0035	35	13T.E03.0045	45
8R	14F.045.0070					13T.E02.0045	
4R	15F.055.0090	55/90	72	13B.F03.0045	45	13T.E03.0055	55
8R	14F.055.0090					13T.E02.0055	
4R	15F.065.0100	65/100	82	13B.F03.0055	55	13T.E03.0055	55
8R	14F.065.0100					13T.E02.0055	
4R	15F.075.0110	75/110	92	13B.F03.0065	65	13T.E03.0055	55
8R	14F.075.0110					13T.E02.0055	

PEDESTAL HEADS

4R / 8R



HEAD 4R LIGHT AND STRONG

COMPATIBLE WITH ALL TYPES OF D-EFFE STRINGERS

GASKET FOR 4R PEDESTAL HEAD

Details on page 11.

4 SPOKES

For connection of the longitudinal stringers (snap fit).

BASE PLATE

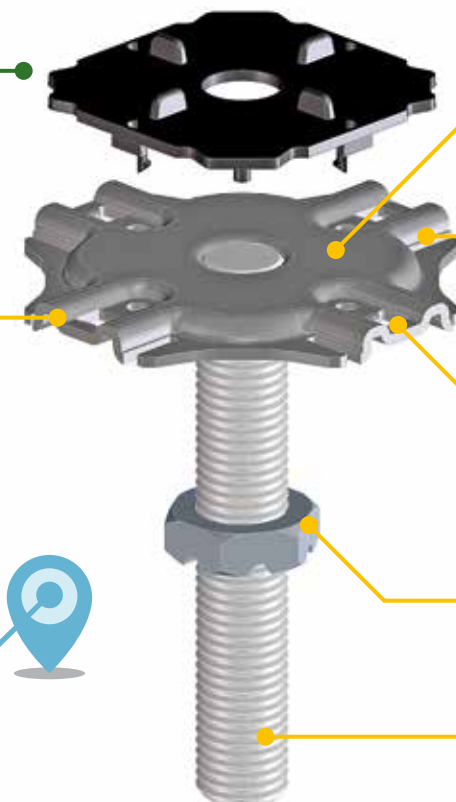
80x80 cm.
Hot-dip pre-galvanized steel.

IMPROVED TENSILE AND BEND STRENGTH

thanks to the external forming and ribbing.

AUTOMATIC ASSEMBLY

Base plate – tie-rod – nut.



LARGER SUPPORT
surface for panel.

REINFORCEMENT RIBBING
coinciding with connections
of the stringers.

2 TABS
For better tightening of the
stringers (higher number of
threads gripped and acting
as guide for inserting the
screw).

NUT
With locking notches.

TIE-ROD M16
Made of galvanized steel
(electrolytic galvanizing).

HEAD 8R WHERE DIAGONAL STRINGERS ARE REQUIRED

COMPATIBLE WITH ALL TYPES OF D-EFFE STRINGERS

GASKET FOR 8R PEDESTAL HEAD

Details on page 11.

BASE PLATE

80x80 cm.
Galvanized steel (electrolytic
galvanizing).

COINING

and ribbing for higher tensile
strength.

AUTOMATIC ASSEMBLY

Base plate – tie-rod – nut.



8 SPOKES
for connection of the
longitudinal and diagonal
stringers (snap fit).

REINFORCEMENT RIBBING
coinciding with the stringer
connections

NUT
With locking notches.

TIE-ROD M16
Made of galvanized steel
(electrolytic galvanizing).

GASKETS

HEAD 8R



- Non conductive thermoplastic material.
- Very easy to fit: just slight hand pressure is required.
- Easy centering of the panels thanks to the 4 reference marks (segments).
- Also available without segments for installing through panels.
- Also available in conductive material.

HEAD 4R



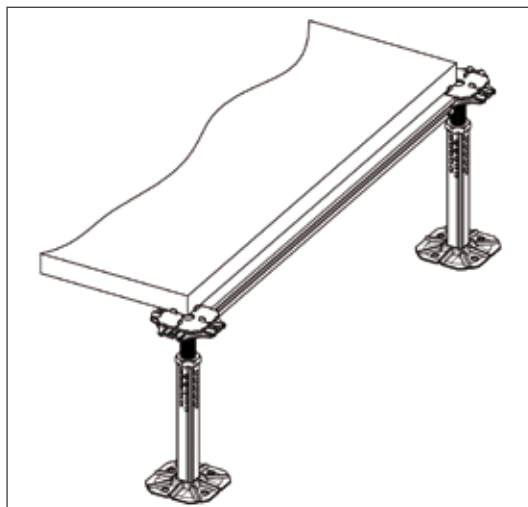
- Non conductive thermoplastic material.
- Very easy to fit as just slight hand pressure is required, via 4 connection points consisting of just one snap-in tooth reinforced to avoid risk of deformation.
- Easy base plate release thanks to the 2 ergonomic gripping points positioned at the 2 vertices of the gasket, which free it by opening the connection teeth.
- Easy centering of the panels thanks to the 4 reference marks (segments).
- Also available without segments for installing through panels.
- Also available in conductive material.

STRINGERS



STRINGERS

Reference price list 154 stringers and accessories



CONSTRUCTION MATERIAL AND SIZE

Made of pre-galvanized steel. Available in heights of 15, 18 and 30 mm, width 25 mm and lengths for panels with centre distances ranging from 400 to 650 mm. Centre distance accuracy in terms of length ± 0.1 mm, centre distance adjustment for installation ± 0.5 mm.

FASTENING

Assembly via snap-fit to the pedestal head for quick and easy installation of the stringer, also ensuring stability and strength of the entire structure even after various installations.

Over all available centre distance lengths there are two coupling teeth at the ends.

The ribbing over the entire length, besides ensuring improved rigidity, also allows fastening even if the profile has to be cut.

The provision for fastening also via self-tapping screws (dia. 4.2 x 13 mm) as well as the absence of sharp burrs and the perfect flatness of the profile over all lengths (obtained by calibration) are further advantages offered by this stringer.

SQUARE PIPE (Not usable with 4R head)

CONSTRUCTION MATERIAL AND SIZE

Made from pre-galvanized pipe.

Square section 25x25 mm, length suitable for panels with centre distances of 600 mm and 1200 mm (on request also for centre distances shorter than 600 mm down to 400 mm). Centre distance adjustment for installation ± 0.5 mm.

FASTENING

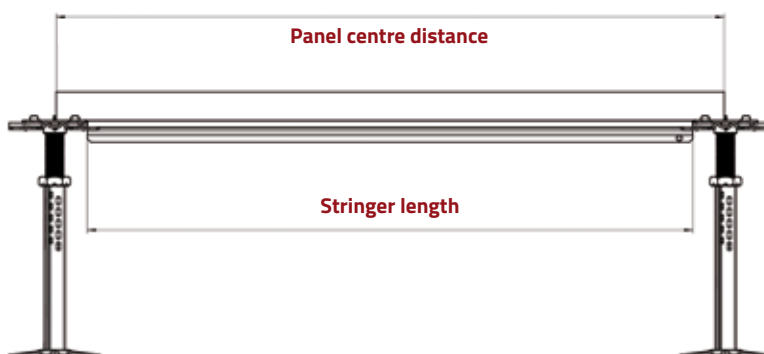
With three-lobe screws M5x10 mm.

Diagonal stringers available on request.

GASKETS FOR STRINGERS

- Non conductive thermoplastic material.
- Extremely easy and quick to fit: just slight hand pressure is required.
- Fastening system on the outer edges also allows assembly when the supplied length has to be cut.
- Lengths: for stringers with centre distances from 590 to 610 mm (on request also available for the other stringer lengths quoted in the catalogue).

N.B.: Gaskets not applied: supplied in separate package.



Part N°	Height [mm]	Panel centre distance [mm]
154.015	15	600
154.018	18	600
154.018.0598	18	598
154.018.0596	18	596
154.018.0594	18	594
154.018.0592	18	592
154.018.0590	18	590
154.030	30	600
154.030.0598	30	598
154.030.0596	30	596
154.030.0594	30	594
154.030.0592	30	592
154.030.0590	30	590
Square tubular section		
153.025.25	25	600
153.025.25.1200	25	1200

WEIGHTSTABLE








PACKAGING



WEIGHTS TABLES / BASES

ECOBASE








Reference price list: 145 ECOBASE / 147 ECOBASE

Part N°	Description	Weight [kg]	Packaging [n°]	Gross weight of box [kg]	Box size [cm]	Boxes per pallet [n°]
						
13BF030025	Base H 25	0,107	170	19	39x25,5x29	36
13BF030035	Base H 35	0,107	150	17	39x25,5x29	36
13BF030045	Base H 45	0,114	130	15	39x25,5x29	36
13BF030055	Base H 55	0,121	120	15	39x25,5x29	36
13BF030065	Base H 65	0,129	110	15	39x25,5x29	36
13BE030050	Base H 50	0,121	120	15	39x25,5x29	36
13BE030065	Base H 65	0,131	110	15	39x25,5x29	36
13BE030085	Base H 85	0,149	100	15	39x25,5x29	36
13BE030105	Base H 105	0,167	90	16	39x25,5x29	36
13BE030135	Base H 135	0,195	70	14	39x25,5x29	36
13BE030150	Base H 150	0,209	60	13	39x25,5x29	36
13BE030185	Base H 185	0,240	50	13	39x25,5x29	36
13BE030210	Base H 210	0,262	40	11	39x25,5x29	36
13BE030235	Base H 235	0,284	40	12	39x25,5x29	36
13BE030260	Base H 260	0,307	32	10	39x25,5x29	36
13BE030310	Base H 310	0,351	32	12	39x25,5x29	36
13BE030360	Base H 360	0,396	32	13	39x25,5x29	36
13BE030410	Base H 410	0,440	32	15	52x28,5x28	30
13BE030460	Base H 460	0,485	32	16	52x28,5x28	30
13BE030485	Base H 485	0,507	32	17	52x28,5x28	30
13BE030585	Base H 585	0,596	To be defined according to the order			30
13BE030685	Base H 685	0,685	To be defined according to the order			30
13BE030785	Base H 785	0,774	To be defined according to the order			30
13BE030885	Base H 885	0,863	To be defined according to the order			30

WEIGHTS TABLES / PEDESTAL HEADS








HEAD 4R

Reference price list: 147 ECOBASE

Part N°	Description	Weight [kg]	Packaging [n°]	Gross weight of box [kg]	Box size [cm]	Boxes per pallet [n°]
						
13TE030035	Pedestal head H 35	0,109	110	12	38,5x21,5x17	36
13TE030045	Pedestal head H 45	0,122	90	11	38,5x21,5x17	36
13TE030055	Pedestal head H 55	0,134	80	11	38,5x21,5x17	36
13TE030070	Pedestal head H 70	0,157	120	19	39x25,5x29	36
13TE030080	Pedestal head H 80	0,189	120	23	39x25,5x29	36
13TE030100	Pedestal head H 100	0,214	100	22	39x25,5x29	36
13TE030120	Pedestal head H 120	0,241	90	22	39x25,5x29	36
13TE030150	Pedestal head H 150	0,282	70	20	39x25,5x29	36
13TE030200	Pedestal head H 200	0,344	60	21	39x25,5x29	36
110002	Gasket for head 4R	0,006	2000	13	60x40x30	16








HEAD 8R

Reference price list: 145 ECOBASE

Part N°	Description	Weight [kg]	Packaging [n°]	Gross weight of box [kg]	Box size [cm]	Boxes per pallet [n°]
						
13TE020035	Pedestal head H 35	0,151	100	16	38,5x21,5x17	36
13TE020045	Pedestal head H 45	0,164	80	14	38,5x21,5x17	36
13TE020055	Pedestal head H 55	0,176	70	13	38,5x21,5x17	36
13TE020070	Pedestal head H 70	0,216	105	23	39x25,5x29	36
13TE020080	Pedestal head H 80	0,231	100	24	39x25,5x29	36
13TE020100	Pedestal head H 100	0,256	90	24	39x25,5x29	36
13TE020120	Pedestal head H 120	0,283	80	23	39x25,5x29	36
13TE020150	Pedestal head H 150	0,324	60	20	39x25,5x29	36
13TE020200	Pedestal head H 200	0,386	50	20	39x25,5x29	36
110001	Gasket for head 8R	0,008	1200	10	60x40x30	16

WEIGHTS TABLES / STRINGERS

Reference price list: 154 stringers and accessories

Part N°	Description	Weight [kg]	Packaging [n°]	Gross weight of box [kg]	Box size [cm]	Boxes per pallet [n°]
						
154015C1	Stringers H 15 centre distance 600	0,185	110	20	56x18,5x19	40
154018C1	Stringers H 18 centre distance 600	0,192	90	17	56x18,5x19	40
**	Stringers H 18 centre distance from 590 to 598	*	90		56x18,5x19	40
154030C1	Stringers H 30 centre distance 600	0,272	45	13	56x18,5x19	40
**	Stringers H 30 centre distance from 590 to 598	*	45		56x18,5x19	40
15302525	Stringers 25x25 centre distance 600	0,37	49	18	56x18,5x19	40
153025251200	Stringers 25x25 centre distance 1200	0,74		Packaging in bundles		
110101	Stringer gaskets	0,016	840	14	60x40x30	16

* Weight varies according to the length required

WEIGHTS TABLES / ACCESSORIES

SCREWS

Part N°	Description	Details
153.510.TRB*	Screw for DIA M5X10 TRB	Sold in bags
153.511.TSVP**	Self-tapping screw dia. 4.2x13	Sold in bags

* **Screws 153.510.TRB**

- must be used with square tubular stringer H 25;
- to be ordered separately quoting the Part N° in the order (2 p.ces. / stringer);
- 4 screws already fitted and provided on the Strong pedestal head.

** **Screws 153.511. c.s.k flat head**

- to be used only if necessary with stringer H15 - H18- H30;
- to be ordered separately quoting the Part N° in the order (2 p.cs. / stringer).

VARIOUS INFORMATION

1. Heads, bases, stringers and gaskets are packed separately and are identified by adhesive tape in various colours:
heads-red; bases-yellow; stringers-green; gaskets-blue.
2. Each pallet consists of a maximum of 36 boxes (bases+heads+stringers).
The boxes of gaskets are placed on top of the various pallets.
3. Size and specification of standard supply pallets: 80x120 cm (non fumigated).

For the purposes of constant improvement in quality of our products, we reserve the right to modify the technical and dimensional characteristics in this catalogue when deemed necessary. Customers are recommended to check data in our website www.d-efte.it which is constantly updated.

This catalogue supersedes all previous editions.

D-Effe S.r.l.
22040 - Alzate Brianza (CO) Italy - Via dell'Industria, 218
Tel +39.031.619755 auto direct - Fax +39.031.630627 - www.d-effe.it - info@d-effe.it



Share capital € 96.000 fully paid up / one person company / Tax Code and VAT N°: 01211870132